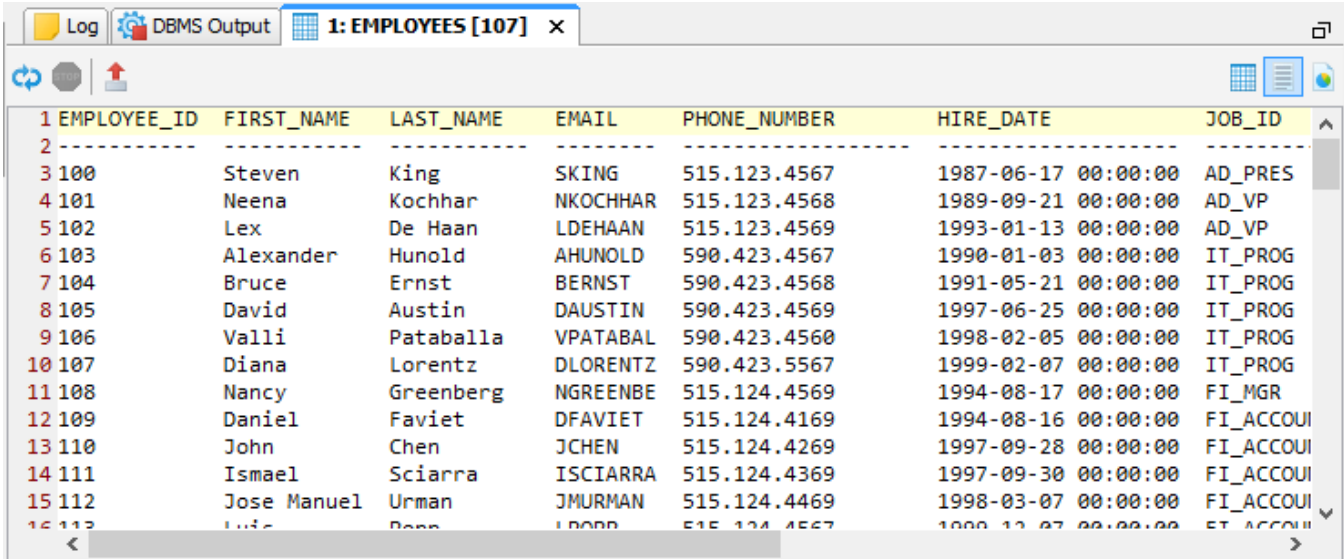


Viewing a Result Set

You can view a result set as a grid, as text or as a chart. Which format to use by default can be specified in the Tool Properties dialog, in the Tabs category under the General tab. Here you can also specify other things, like if empty result sets should be shown at all, if the SQL that produced the result set should be shown as a tab header tooltip.

Use the buttons to the right in the grid toolbar to select the format. This is an example of the text format.




1	EMPLOYEE_ID	FIRST_NAME	LAST_NAME	EMAIL	PHONE_NUMBER	HIRE_DATE	JOB_ID
2	-----	-----	-----	-----	-----	-----	-----
3	100	Steven	King	SKING	515.123.4567	1987-06-17 00:00:00	AD_PRES
4	101	Neena	Kochhar	NKOCHHAR	515.123.4568	1989-09-21 00:00:00	AD_VP
5	102	Lex	De Haan	LDEHAAN	515.123.4569	1993-01-13 00:00:00	AD_VP
6	103	Alexander	Hunold	AHUNOLD	590.423.4567	1990-01-03 00:00:00	IT_PROG
7	104	Bruce	Ernst	BERNST	590.423.4568	1991-05-21 00:00:00	IT_PROG
8	105	David	Austin	DAUSTIN	590.423.4569	1997-06-25 00:00:00	IT_PROG
9	106	Valli	Pataballa	VPATABAL	590.423.4560	1998-02-05 00:00:00	IT_PROG
10	107	Diana	Lorentz	DLORENTZ	590.423.5567	1999-02-07 00:00:00	IT_PROG
11	108	Nancy	Greenberg	NGREENBE	515.124.4569	1994-08-17 00:00:00	FI_MGR
12	109	Daniel	Faviet	DFAVIET	515.124.4169	1994-08-16 00:00:00	FI_ACCOUNT
13	110	John	Chen	JCHEN	515.124.4269	1997-09-28 00:00:00	FI_ACCOUNT
14	111	Ismael	Sciarra	ISCIARRA	515.124.4369	1997-09-30 00:00:00	FI_ACCOUNT
15	112	Jose Manuel	Urman	JMURMAN	515.124.4469	1998-03-07 00:00:00	FI_ACCOUNT
16	113	Luise	Baer	LBARR	515.124.4567	1998-12-07 00:00:00	FI_ACCOUNT

Viewing as a Grid

When you view the result set as a grid, you have access to the same features as when [viewing table data](#).

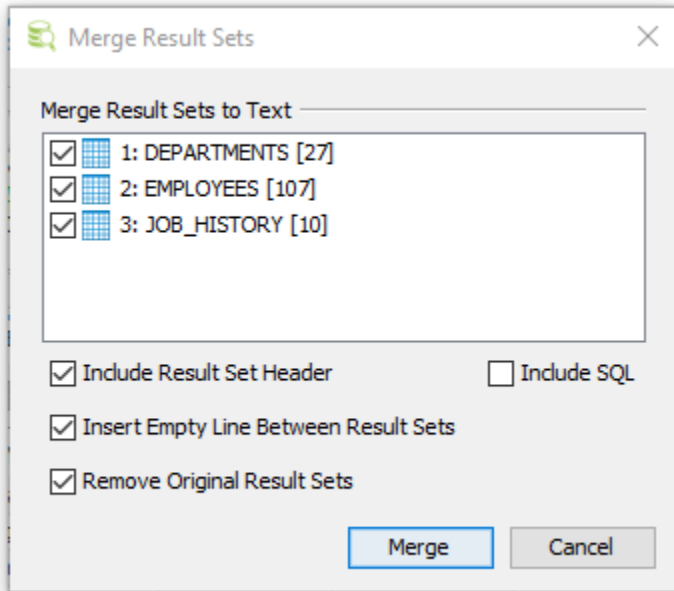
Viewing as Text

Only in DbVisualizer Pro

 This feature is only available in the DbVisualizer Pro edition.

The text format for a result set presents the data in a tabular style. The column widths are calculated based on the length of each value and the length of the column label.

If you want to combine the text view of a number of result sets into one, select **Merge Result Sets** from the result set tab right-click menu. A dialog lets you select the result sets to merge:



Auto merging

Using the **Merge** drop-down menu in the SQL Commander toolbar, you can enable **Auto Merge after Execution**. You can also select **Configure Merging** from the menu to adjust various merge options.

Viewing as a Graph

Only in DbVisualizer Pro



This feature is only available in the DbVisualizer Pro edition.

To view the result set as a chart, use the rightmost button in the grid toolbar. Please see the [Working with Charts](#) page for how you can arrange the chart.