

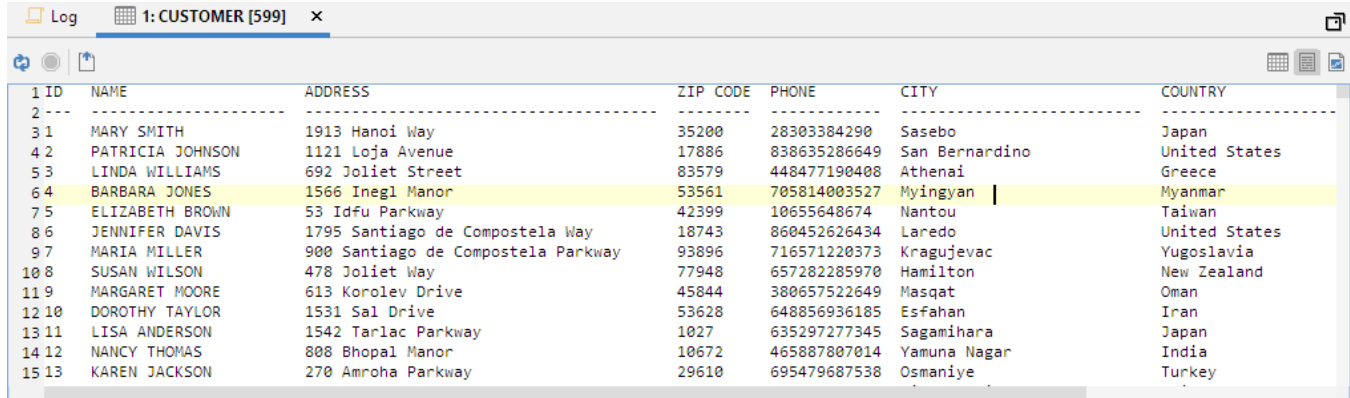
Viewing a Result Set

You can view a result set as a grid, as text or as a chart. Which format to use by default can be specified in the **Tool Properties** dialog, under the **Default Display Mode** section shown in the **SQL Commander > Result Sets** category under the General tab.

Here you can also specify other things like if empty result sets should be shown at all, or which tab should be activated after a successful execution in the **SQL Commander**.

To change the view format for the current result set, use the buttons to the upper right in the grid toolbar.

Below is an example of a Result Set shown in text format.




ID	NAME	ADDRESS	ZIP_CODE	PHONE	CITY	COUNTRY
31	MARY SMITH	1913 Hanoi Way	35200	28303384290	Sasebo	Japan
42	PATRICIA JOHNSON	1121 Loja Avenue	17886	838635286649	San Bernardino	United States
53	LINDA WILLIAMS	692 Joliet Street	83579	448477190408	Athenai	Greece
64	BARBARA JONES	1566 Inegl Manor	53561	705814003527	Myingyan	Myanmar
75	ELIZABETH BROWN	53 Idfu Parkway	42399	10655640674	Nantou	Taiwan
86	JENNIFER DAVIS	1795 Santiago de Compostela Way	18743	860452626434	Laredo	United States
97	MARIA MILLER	900 Santiago de Compostela Parkway	93896	716571220373	Kragujevac	Yugoslavia
108	SUSAN WILSON	478 Joliet Way	77948	657282285970	Hamilton	New Zealand
119	MARGARET MOORE	613 Korolev Drive	45844	380657522649	Masqat	Oman
1210	DOROTHY TAYLOR	1531 Sal Drive	53628	648856936185	Esfahan	Iran
1311	LISA ANDERSON	1542 Tarlac Parkway	1027	635297277345	Sagamihara	Japan
1412	NANCY THOMAS	808 Bhopal Manor	10672	465887807014	Yamuna Nagar	India
1513	KAREN JACKSON	270 Amroha Parkway	29610	695479687538	Osmaniye	Turkey

Viewing as a Grid

When you view the result set as a grid, you have access to the same features as when [viewing table data](#) (or, for a document data source, [viewing document data](#)).

Viewing as Text

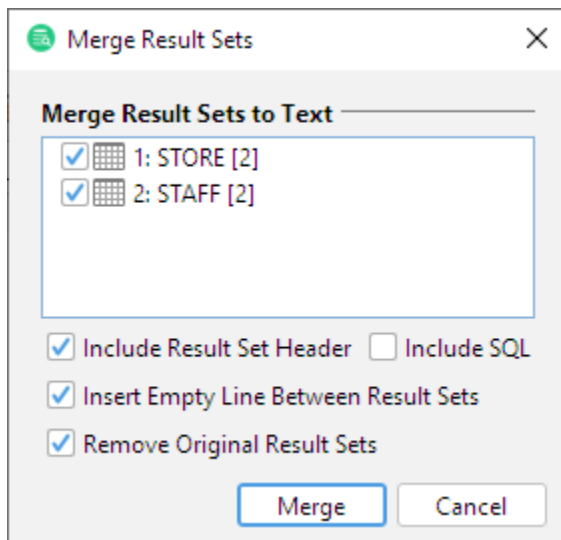
Only in DbVisualizer Pro

 This feature is only available in the DbVisualizer Pro edition.

The text format for a result set presents the data in a tabular style. The column widths are calculated based on the length of each value and the length of the column label.

Merge Result Sets

If you want to combine the text view of a number of result sets into one, select **Merge Result Sets** from the result set tab right-click menu. A dialog lets you select the result sets to merge and also do some configuration:




Auto merging

Using the **Merge Result Sets** drop-down menu in the SQL Commander toolbar, you can enable **Auto Merge after Execution**. You can also select **Merge Result Sets > Configure Merging** from the drop-down menu to adjust various merge options.

Viewing as a Graph

Only in DbVisualizer Pro

 This feature is only available in the DbVisualizer Pro edition.

To view the result set as a chart, use the rightmost button in the grid toolbar. Please see the [Working with Charts](#) page for how you can arrange the chart.